

of

ABHA PROPERTY PROJECT LIMITED

29, GANESH CHANDRA AVENUE, 4TH FLOOR, ROOM NO 407,
KOLKATA- 700013

30th June 2020

To,
The Secretary
The Calcutta Stock Exchange Ltd.
7, Lyons Range
Kolkata - 700 001
Script Code: 11594

Sub: Shareholding Pattern for quarter ended 31st March 2020

Dear Sir,

In accordance with the provisions of Regulation 31(1)(b) of Securities and Exchange Board of India (Listing Obligations and Disclosure Requirements) Regulations, 2015, we are enclosing herewith Shareholding Pattern of our Company for the quarter ended 31st March, 2020.

Please acknowledge receipt.


Thanking you,

Yours faithfully,

For **ABHA PROPERTY PROJECT LIMITED**


Authorized Signatory

Encl: As above



PHONE: 033-4085 7200; FAX: 033-4085 7201; EMAIL: abhaproperty@gmail.com
CIN: L51909WB2001PLC093941

Format of holding of specified securities

1. Name of Listed Entity: ABHA PROPERTY PROJECT LTD. (CIN:L51909WB2001PLC093941)

2. Scrip Code - Name of Scrip -, - Class of Security Equity

3. Share Holding Pattern Filed under : Reg. 31(1)(a)/Reg. 31(1)(b)/Reg. 31(1)(c)

a. If under 31 (1)(b) then indicate the report for Quarter ending: 31/03/2020

b. If under 31(1)(c) then indicate date of allotment/extinguishment

4. **Declaration** : The Listed entity is required to submit the following declaration to the extent of submission of information:-

	Particulars	Yes*	No*
1	Whether the Listed Entity has issued any partly paid up shares?		No
2	Whether the Listed Entity has issued any Convertible Securities or Warrants?		No
3	Whether the Listed Entity has any shares against which depository receipts are issued?		No
4	Whether the Listed Entity has any shares in Locked-in?		No
5	Whether any shares held by promoters are pledge or otherwise encumbered?		No

* If the Listed Entity selects the option 'No' for the questions above, the column for the partly paid up shares, Outstanding Convertible Securities/Warrants, depository receipts, locked-in shares, No of shares pledged or otherwise encumbered by promoters, as applicable, shall not be displayed at the time of dissemination on the Stock Exchange website. Also wherever there is 'No' declared by Listed Entity in above table the values will be considered as 'Zero' by default on submission of the format of holding of specified securities.

5. The tabular format for disclosure of holding of specified securities is as follows:-



Table I - Summary Statement holding of specified securities as on 31/03/2020

Category (I)	Category of shareholder (II)	Nos. of shareholders (III)	No. of fully paid up equity shares held (IV)	No. of Partly paid-up equity shares held (V)	No. of shares underlying Depository Receipts (VI)	Total nos. shares held (VII)=(IV)+(V)+(VI)	Shareholding as a % of total no. of shares (calculated as per SCRR, 1957) (VIII) As a % of (A+B+C2)	Number of Voting Rights held in each class of securities (IX)				No of shares Underlying outstanding convertible securities (including Warrants) (X)	Shareholding as a % assuming full conversion of convertible securities (as a percentage of diluted share capital) (XI)=(VII)+(X) As a % of (A+B+C2)	Number of Locked in shares (XII)		Number of shares pledged or otherwise encumbered (XIII)		Number of equity shares held in dematerialized form (XIV)
								No of Voting Rights			Total as a % of (A+B+C)			No. (a)	As a % of total shares held (b)	No. (a)	As a % of total shares held (b)	
								Class eg: x	Class eg: y	Total								
(A)	Promoter & Promoter group	6	938280	0	0	938280	49.3837	938280	0	938280	49.3837	0	49.3837	0	0.0000	0	0.0000	938280
(B)	Public	22	961700	0	0	961700	50.6163	961700	0	961700	50.6163	0	50.6163	0	0.0000	NA		959980
(C)	Non Promoter - Non Public															NA		
(C1)	Shares underlying DRs						NA									NA		
(C2)	Shares held by Employee Trusts															NA		
	Total	28	1899980	0	0	1899980	100.0000	1899980	0	1899980	100.0000	0	100.0000	0				1898260




Table II - Statement Showing shareholding pattern of the Promoter and Promoter Group as on 31/03/2020

Statement showing shareholding pattern of the Promoter and Promoter Group as on 31.03.2023																				
	Category & Name of the Shareholders (I)	PAN	(II)	Nos. of sharehold-ers (III)	No. of fully paid up equity shares held (IV)	Partly paid-up equity shares held (V)	Nos. of shares underlying Depository Receipts (VI)	Total nos. shares held (VII)=(IV)+(V)+(VI)	Sharehold-ing % calculated as per SCRR, 1957) As a % of (A+B+C2) (VIII)	Number of Voting Rights held in each class of securities (IX)				No of shares Underlying outstanding convertible securities (including Warrants) (X)	Shareholdin-g as a % assuming full conversion of convertible securities (as a percentage of diluted share capital) (XI)=(VII)+(X) As a % of A+B+C2)	Number of Locked in shares (XII)		Number of shares pledged or otherwise encumbered (XIII)		Number of equity shares held in demateriali-zed form (XIV)
										No of Voting Rights						No. (a)	As a % of total shares held (b)	No. (a)	As a % of total shares held (b)	
										Class x	Class y	Total	Total as a % of Total Voting rights							
(1)	Indian																			
(a)	Individuals/Hindu undivided Family			6	938280	0	0	938280	49.3837	938280	0	938280	49.3837	0	49.3837	0	0.0000	0	0.0000	938280
	JAGDISH PRASAD AGARWALLA	ACMPA9295R		1	683730	0	0	683730	35.9862	683730	0	683730	35.9862	0	35.9862	0	0.0000	0	0.0000	683730
	SWATI AGARWALLA	ACMPA9297P		1	96000	0	0	96000	5.0527	96000	0	96000	5.0527	0	5.0527	0	0.0000	0	0.0000	96000
	BASANT KUMAR AGARWALLA	AABHB8301G		1	80050	0	0	80050	4.2132	80050	0	80050	4.2132	0	4.2132	0	0.0000	0	0.0000	80050
	JAGDISH PRASAD AGARWALLA HUF	AABHJ3737N		1	68500	0	0	68500	3.6053	68500	0	68500	3.6053	0	3.6053	0	0.0000	0	0.0000	68500
	DHRUV AGARWALLA	AJUPA7184J		1	5000	0	0	5000	0.2632	5000	0	5000	0.2632	0	0.2632	0	0.0000	0	0.0000	5000
	ANSHUMAN AGARWALLA	AJUPA7185K		1	5000	0	0	5000	0.2632	5000	0	5000	0.2632	0	0.2632	0	0.0000	0	0.0000	5000
(b)	Central Government/State Government(s)																			
(c)	Financial Institutions/Banks																			
(d)	Any Other (specify)																			
	Sub Total			6	938280	0	0	938280	49.3837	938280	0	938280	49.3837	0	49.3837	0	0.0000	0	0.0000	938280
(2)	Foreign																			
(a)	Individuals (Non-Resident Individuals/Foreign Individuals)																			
(b)	Government																			
(c)	Institutions																			
(d)	Foreign Portfolio Investor																			
(e)	Any Other (specify)																			
	Sub Total			0	0	0	0	0	0.0000	0	0	0	0.0000	0	0.0000	0	0.0000	0	0.0000	0
	Total Shareholding of Promoter and Promoter Group (A)=(A)(1)+(A)(2)			6	938280	0	0	938280	49.3837	938280	0	938280	49.3837	0	49.3837	0	0.0000	0	0.0000	938280



Table III - Statement Showing shareholding pattern of the Public shareholder as on 31/03/2020

Statement showing Shareholding Pattern of the Company																			
	Category & Name of the Shareholders (I)	PAN (II)	Nos. of shareholders (III)	No. of fully paid up equity shares held (IV)	Partly paid-up equity shares held (V)	Nos. of shares underlying Depository Receipts (VI)	Total nos. shares held (VII)=(IV)+(V)+(VI)	Shareholding % calculated as per SCRR, 1957) As a % of (A+B+C2) (VIII)	Number of Voting Rights held in each class of securities (IX)				No of shares Underlying outstanding convertible securities (including Warrants) (X)	Shareholding as a % assuming full conversion of convertible securities (as a percentage of diluted share capital) (XI)=(VII)+(X) As a % of A+B+C2)	Number of Locked in shares (XII)		Number of shares pledged or otherwise encumbered (XIII)		Number of equity shares held in dematerialized form (XIV)
									No of Voting Rights			Total as a % of Total Voting rights			No. (a)	As a % of total shares held (b)	No. (Not applicable) (a)	As a % of total shares held (Not applicable) (b)	
									Class x	Class y	Total								
(1)	Institutions																		
(a)	Mutual Funds / UTI																		
(b)	Venture Capital Funds																		
(c)	Alternate Investment Funds																		
(d)	Foreign Venture Capital Investors																		
(e)	Foreign Portfolio Investors																		
(f)	Financial Institutions / Banks																		
(g)	Insurance Companies																		
(h)	Provident Funds / Pension Funds																		
(i)	Any Other (specify)																		
	Sub Total			0	0	0	0	0.0000	0	0	0	0.0000	0	0.0000	0	0.0000	NA		0
(2)	Central Government / State Government(s) / President of India																		
(3)	Non-Institutions																		
(a)	Individuals-																		
	i. Individual shareholders holding nominal share capital upto Rs.2 lakhs		15	12020	0	0	12020	0.6326	12020	0	12020	0.6326	0	0.6326	0	0.0000	NA		10300
	ii. Individual shareholders holding nominal share capital in excess of Rs.2 lakhs		5	651340	0	0	651340	34.2814	651340	0	651340	34.2814	0	34.2814	0	0.0000	NA		651340
	SITA AGARWALLA	ACMPA9302R	1	479840	0	0	479840	25.2550	479840	0	479840	25.2550	0	25.2550	0	0.0000	NA		479840
	SANJAY SINGH	18794-S/CA	1	49500	0	0	49500	2.6053	49500	0	49500	2.6053	0	2.6053	0	0.0000	NA		49500
	BABOO SHAHEB JHA		1	48500	0	0	48500	2.5527	48500	0	48500	2.5527	0	2.5527	0	0.0000	NA		48500
	KAMAL KISHORE CHOUBEY	1217-C/CAL	1	40000	0	0	40000	2.1053	40000	0	40000	2.1053	0	2.1053	0	0.0000	NA		40000
	SHEILA SRIVASTAV		1	33500	0	0	33500	1.7632	33500	0	33500	1.7632	0	1.7632	0	0.0000	NA		33500
(b)	NBFCs registered with RBI																		
(c)	Employee Trusts																		
(d)	Overseas Depositories (holding DRs) (balancing figure)																		
(e)	Any Other (specify)																		
	Bodies Corporate		2	298340	0	0	298340	15.7023	298340	0	298340	15.7023	0	15.7023	0	0.0000	NA		298340
	TIRUPATI MANSION PVT LTD	AACCT8171G	1	178000	0	0	178000	9.3685	178000	0	178000	9.3685	0	9.3685	0	0.0000	NA		178000




Table III - Statement Showing shareholding pattern of the Public shareholder as on 31/03/2020

Category & Name of the Shareholders (I)	PAN (II)	Nos. of shareholders (III)	No. of fully paid up equity shares held (IV)	Partly paid-up equity shares held (V)	Nos. of shares underlying Depository Receipts (VI)	Total nos. shares held (VII)=(IV)+(V)+(VI)	Shareholding % calculated as per SCRR, 1957) As a % of (A+B+C2) (VIII)	Number of Voting Rights held in each class of securities (IX)				No of shares Underlying outstanding convertible securities (including Warrants) (X)	Shareholding as a % assuming full conversion of convertible securities (as a percentage of diluted share capital) (XI)=(VII)+(X) As a % of A+B+C2)	Number of Locked in shares (XII)		Number of shares pledged or otherwise encumbered (XIII)		Number of equity shares held in dematerialized form (XIV)
								No of Voting Rights			Total as a % of Total Voting rights			No. (a)	As a % of total shares held (b)	No. (Not applicable) (a)	As a % of total shares held (Not applicable) (b)	
								Class x	Class y	Total								
ORCHID MERCHANTS PRIVATE LIMITED	AAACO9910C	1	120340	0	0	120340	6.3338	120340	0	120340	6.3338	0	6.3338	0	0.0000	NA		120340
Sub Total		22	961700	0	0	961700	50.6163	961700	0	961700	50.6163	0	50.6163	0	0.0000	NA		959980
Total Public Shareholding (B)=(B)(1)+(B)(2)+(B)(3)		22	961700	0	0	961700	50.6163	961700	0	961700	50.6163	0	50.6163	0	0.0000	NA		959980



Table IV - Statement Showing shareholding pattern of the Non Promoter - Non Public shareholder as on 31/03/2020

ABHA PROPERTY PROJECT LTD.																					
Table IV - Statement Showing shareholding pattern of the Non Promoter - Non Public shareholder as on 31/03/2020																					
(1)	Category & Name of the Shareholders (I)	PAN (II)	No of sharehold ers (III)	No. of fully paid up equity shares held (IV)	Partly paid-up equity shares held (V)	Nos. of shares underlying Depository Receipts (VI)	Total nos share held (VII)=(IV) + (V)+(VI)	Sharehold ing % calculated as per SCRR, 1957) As a % of (A+B+C2) (VIII)	Number of Voting Rights held in each class of securities (X)			Total Shareholding as a % assuming full conversion of convertible securities (as a percentage of diluted share capital) (XI)=(VII)+(X)	Number of Locked in shares (XII)		Number of shares pledged or otherwise encumbered (XIII)	Number of equity shares held in dematerialized form (XIV)					
									Class x	Class y	Total		Total as a % of Total Voting rights (X)	No of shares convertible securities (XII)			Total as a % of (A+B+C2)	No. (a)	As a % of total shares held (b)	(a) (b)	(XIV)
(2)	Employee Benefit Trust (under SEBI (Share based Employee Benefit) Regulations, 2014)																				
	Total Non Promoter - Non Public Shareholding (C)=(C)(1)+(C)(2)		0	0	0	0	0	0.0000	0	0	0	0.0000	0	0.0000	0	0.0000	NA	NA			



Table V - Statement showing details of significant beneficial owners as on 31/03/2020

	Details of the (SBO)			Details of the registered owner			Details of holding / exercise of right of the SBO in the reporting company, whether direct or indirect:					Date of creation / acquisition of significant beneficial interest
	(I)			(II)			Whether by virtue of: (III)					(IV)
Sr No	Name	PAN / Passport No. in case of a foreign national	Nationality	Name	PAN / Passport No. in case of a foreign national	Nationality	Shares (%)	Voting rights (%)	Rights on distributable dividend or any other distribution (%)	Exercise of control	Exercise of significant influence	
1				JAGDISH PRASAD AGARWALLA	ACMPA9295R	INDIAN	683730	35.9862				
2				SITA AGARWALLA	ACMPA9302R	INDIAN	479840	25.2550				
	Total						1163570	61.2412				



ABHA PROPERTY PROJECT LTD.				
Distribution Schedule as on 31/03/2020				
Share Holding	No of Holders	% age	No of Shares	% age
251 to 500	3	10.7143	1500	0.0789
501 to 5000	14	50.0000	20520	1.0800
Above 5000	11	39.2857	1877960	98.8410
Grand Total	28	100.0000	1899980	100.0000
Distribution Schedule as on 31/03/2020				
Share Holding	No of Holders	% age	No of Shares	% age
Upto 500	3	10.7143	1500	0.0789
501 to 1000	11	39.2857	9420	0.4958
1001 to 2000	1	3.5714	1100	0.0579
4001 to 5000	2	7.1429	10000	0.5263
Above 10000	11	39.2857	1877960	98.8410
Grand Total	28	100.0000	1899980	100.0000
Distribution Schedule as on 31/03/2020				
Notional Value of (Rs.)	No of Holders	% age	Amount (Rs.)	% age
Upto 5000	3	10.7143	15000	0.0789
5001 to 10000	11	39.2857	94200	0.4958
10001 to 20000	1	3.5714	11000	0.0579
40001 to 50000	2	7.1429	100000	0.5263
Above 100000	11	39.2857	18779600	98.8410
Grand Total	28	100.0000	18999800	100.0000



76

ABHA PROPERTY PROJECT LTD.				
Shareholding Summary as on 31/03/2020				
	As per Folio/Client Id		As per PAN	
Form	No of Records	No of Shares	No of Records	No of Shares
PHYSICAL	3	1720	3	1720
NSDL	22	1895260	22	1895260
CDSL	3	3000	3	3000
TOTAL	28	1899980	28	1899980

