

de

# ABHA PROPERTY PROJECT LIMITED

29, GANESH CHANDRA AVENUE, 4<sup>TH</sup> FLOOR, ROOM NO 407,  
KOLKATA- 700013

14<sup>th</sup> January, 2018

To,  
The Secretary  
The Calcutta Stock Exchange Ltd.  
7, Lyons Range  
Kolkata - 700 001  
Script Code: 11594

**Sub: Shareholding Pattern for quarter ended 31<sup>st</sup> December, 2018**

Dear Sir,


In accordance with the provisions of Regulation 31(1)(b) of Securities and Exchange Board of India (Listing Obligations and Disclosure Requirements) Regulations, 2015, we are enclosing herewith Shareholding Pattern of our Company for the quarter ended 31<sup>st</sup> December, 2018.

Please acknowledge receipt.

Thanking you,



Yours faithfully,

For ABHA PROPERTY PROJECT LIMITED

  
Authorized Signatory

Encl: As above



|   |   |
|---|---|
|    | The Calcutta Stock Exchange<br>Limited                  |
|   | Listing Department<br>Received<br>Contents not verified |
| Sl. No. 20 Dated 14/1/18  |   |
|  |   |

PHONE: 033-3987 7200; FAX: 033-3987 7201; EMAIL: [abhaproperty@gmail.com](mailto:abhaproperty@gmail.com)  
CIN: L51909WB2001PLC093941

**Format of holding of specified securities**

1. Name of Listed Entity: ABHA PROPERTY PROJECT LTD. (CIN:L51909WB2001PLC093941)

2. Scrip Code - Name of Scrip -, - Class of Security Equity

3. Share Holding Pattern Filed under : Reg. 31(1)(a)/Reg. 31(1)(b)/Reg. 31(1)(c )

a. If under 31 (1)(b) then indicate the report for Quarter ending: 31/12/2018

b. If under 31(1)(c ) then indicate date of allotment/extinguishment

4. **Declaration** : The Listed entity is required to submit the following declaration to the extent of submission of information:-

|   | Particulars  | Yes* | No* |
|---|--|------|-----|
| 1 | Whether the Listed Entity has issued any partly paid up shares?                        |      | No  |
| 2 | Whether the Listed Entity has issued any Convertible Securities or Warrants?           |      | No  |
| 3 | Whether the Listed Entity has any shares against which depository receipts are issued? |      | No  |
| 4 | Whether the Listed Entity has any shares in Locked-in?                                 |      | No  |
| 5 | Whether any shares held by promoters are pledge or otherwise encumbered?               |      | No  |

\* If the Listed Entity selects the option 'No' for the questions above, the column for the partly paid up shares, Outstanding Convertible Securities/Warrants, depository receipts, locked-in shares, No of shares pledged or otherwise encumbered by promoters, as applicable, shall not be displayed at the time of dissemination on the Stock Exchange website. Also wherever there is 'No' declared by Listed Entity in above table the values will be considered as 'Zero' by default on submission of the format of holding of specified securities.

5. The tabular format for disclosure of holding of specified securities is as follows:-

Table I - Summary Statement holding of specified securities as on 31/12/2018

| Annexure 1- Summary Statement holding of specified securities as on 31/12/2018 |                                |                            |  |  |   |  |   |   |            |         |                         |   |   |                                  |                                 |   |                                 |   |
|--|--------------------------------|----------------------------|--|--|---|--|---|---|------------|---------|-------------------------|---|---|----------------------------------|---------------------------------|---|---------------------------------|---|
| Category (I)   | Category of shareholder (II)   | Nos. of shareholders (III) | No. of fully paid up equity shares held (IV) | No. of Partly paid-up equity shares held (V) | No. of shares underlying Depository Receipts (VI) | Total nos. shares held (VII)=(IV)+(V)+(VI) | Shareholding as a % of total no. of shares (calculated as per SCRR, 1957) (VIII) As a % of (A+B+C2) | Number of Voting Rights held in each class of securities (IX) |            |         |                         | No of shares Underlying outstanding convertible securities (including Warrants) (X) | Shareholding as a % assuming full conversion of convertible securities (as a percentage of diluted share capital) (XI)=(VII)+(X) As a % of (A+B+C2) | Number of Locked in shares (XII) |                                 | Number of shares pledged or otherwise encumbered (XIII) |                                 | Number of equity shares held in dematerialized form (XIV) |
|  |                                |                            |  |  |   |  |   | No of Voting Rights   |            |         | Total as a % of (A+B+C) |   |   | No. (a)                          | As a % of total shares held (b) | No. (a)   | As a % of total shares held (b) |   |
|  |                                |                            |  |  |   |  |   | Class eg:x  | Class eg:y | Total   |                         |   |   |                                  |                                 |   |                                 |   |
| (A)  | Promoter & Promoter group      | 7                          | 1418120                                      | 0  | 0   | 1418120                                    | 74.6387   | 1418120   | 0          | 1418120 | 74.6387                 | 0   | 74.6387   | 0                                | 0.0000                          | 0   | 0.0000                          | 1418120   |
| (B)  | Public                         | 61                         | 481860                                       | 0  | 0   | 481860                                     | 25.3613   | 481860  | 0          | 481860  | 25.3613                 | 0   | 25.3613   | 0                                | 0.0000                          | NA  |                                 | 171500  |
| (C)  | Non Promoter - Non Public      |                            |  |  |   |  |   |   |            |         |                         |   |   |                                  |                                 | NA  |                                 |   |
| (C1)   | Shares underlying DRs          |                            |  |  |   |  | NA  |   |            |         |                         |   |   |                                  |                                 | NA  |                                 |   |
| (C2)   | Shares held by Employee Trusts |                            |  |  |   |  |   |   |            |         |                         |   |   |                                  |                                 | NA  |                                 |   |
|  | Total                          | 68                         | 1899980                                      | 0  | 0   | 1899980                                    | 100.0000  | 1899980   | 0          | 1899980 | 100.0000                | 0   | 100.0000  | 0                                |                                 |   |                                 | 1589620   |

Table II - Statement Showing shareholding pattern of the Promoter and Promoter Group as on 31/12/2018

|     | Category & Name of the Shareholders (I)                             | PAN (II)   | Nos. of shareholders (III) | No. of fully paid up equity shares held (IV) | Partly paid-up equity shares held (V) | Nos. of shares underlying Depository Receipts (VI) | Total nos. shares held (VII)=(IV)+(V)+(VI) | Shareholding % calculated as per SCRR, 1957) As a % of (A+B+C2) (VIII) | Number of Voting Rights held in each class of securities (IX) |         |         |                                     | No of shares Underlying outstanding convertible securities (including Warrants) (X) | Shareholding as a % assuming full conversion of convertible securities (as a percentage of diluted share capital) (XI)=(VII)+(X) As a % of A+B+C2) | Number of Locked in shares (XII) |                                 | Number of shares pledged or otherwise encumbered (XIII) |                                 | Number of equity shares held in dematerialized form (XIV) |
|-----|---|------------|----------------------------|--|---------------------------------------|--|--|--|---|---------|---------|-------------------------------------|---|--|----------------------------------|---------------------------------|---|---------------------------------|---|
|     |   |            |                            |  |                                       |  |  |  | No of Voting Rights   |         |         | Total as a % of Total Voting rights |   |  | No. (a)                          | As a % of total shares held (b) | No. (a)   | As a % of total shares held (b) |   |
|     |   |            |                            |  |                                       |  |  |  | Class x   | Class y | Total   |                                     |   |  |                                  |                                 |   |                                 |   |
| (1) | Indian  |            |                            |  |                                       |  |  |  |   |         |         |                                     |   |  |                                  |                                 |   |                                 |   |
| (a) | Individuals/Hindu undivided Family                                  |            | 7                          | 1418120                                      | 0                                     | 0  | 1418120                                    | 74.6387  | 1418120   | 0       | 1418120 | 74.6387                             | 0   | 74.6387  | 0                                | 0.0000                          | 0   | 0.0000                          | 1418120   |
|     | JAGADISH PRASAD AGARWALLA   | ACMPA9295R | 1                          | 683730                                       | 0                                     | 0  | 683730                                     | 35.9862  | 683730  | 0       | 683730  | 35.9862                             | 0   | 35.9862  | 0                                | 0.0000                          | 0   | 0.0000                          | 683730  |
|     | BASANT KUMAR AGARWALLA  | ACMPA9293K | 1                          | 479840                                       | 0                                     | 0  | 479840                                     | 25.2550  | 479840  | 0       | 479840  | 25.2550                             | 0   | 25.2550  | 0                                | 0.0000                          | 0   | 0.0000                          | 479840  |
|     | SWATI AGARWALLA   | ACMPA9297P | 1                          | 96000  | 0                                     | 0  | 96000                                      | 5.0527   | 96000   | 0       | 96000   | 5.0527                              | 0   | 5.0527   | 0                                | 0.0000                          | 0   | 0.0000                          | 96000   |
|     | BASANT KUMAR AGARWALLA  | AABHB8301G | 1                          | 80050  | 0                                     | 0  | 80050                                      | 4.2132   | 80050   | 0       | 80050   | 4.2132                              | 0   | 4.2132   | 0                                | 0.0000                          | 0   | 0.0000                          | 80050   |
|     | JAGDISH PRASAD AGARWALLA  | AABHJ3737N | 1                          | 68500  | 0                                     | 0  | 68500                                      | 3.6053   | 68500   | 0       | 68500   | 3.6053                              | 0   | 3.6053   | 0                                | 0.0000                          | 0   | 0.0000                          | 68500   |
|     | DHRUV AGARWALLA   | AJUPA7184J | 1                          | 5000   | 0                                     | 0  | 5000                                       | 0.2632   | 5000  | 0       | 5000    | 0.2632                              | 0   | 0.2632   | 0                                | 0.0000                          | 0   | 0.0000                          | 5000  |
|     | ANSHUMAN AGARWALLA  | AJUPA7185K | 1                          | 5000   | 0                                     | 0  | 5000                                       | 0.2632   | 5000  | 0       | 5000    | 0.2632                              | 0   | 0.2632   | 0                                | 0.0000                          | 0   | 0.0000                          | 5000  |
| (b) | Central Government/State Government(s)                              |            |                            |  |                                       |  |  |  |   |         |         |                                     |   |  |                                  |                                 |   |                                 |   |
| (c) | Financial Institutions/Banks  |            |                            |  |                                       |  |  |  |   |         |         |                                     |   |  |                                  |                                 |   |                                 |   |
| (d) | Any Other (specify)   |            |                            |  |                                       |  |  |  |   |         |         |                                     |   |  |                                  |                                 |   |                                 |   |
|     | Sub Total   |            | 7                          | 1418120                                      | 0                                     | 0  | 1418120                                    | 74.6387  | 1418120   | 0       | 1418120 | 74.6387                             | 0   | 74.6387  | 0                                | 0.0000                          | 0   | 0.0000                          | 1418120   |
| (2) | Foreign   |            |                            |  |                                       |  |  |  |   |         |         |                                     |   |  |                                  |                                 |   |                                 |   |
| (a) | Individuals (Non-Resident Individuals/Foreign Individuals)          |            |                            |  |                                       |  |  |  |   |         |         |                                     |   |  |                                  |                                 |   |                                 |   |
| (b) | Government  |            |                            |  |                                       |  |  |  |   |         |         |                                     |   |  |                                  |                                 |   |                                 |   |
| (c) | Institutions  |            |                            |  |                                       |  |  |  |   |         |         |                                     |   |  |                                  |                                 |   |                                 |   |
| (d) | Foreign Portfolio Investor  |            |                            |  |                                       |  |  |  |   |         |         |                                     |   |  |                                  |                                 |   |                                 |   |
| (e) | Any Other (specify)   |            |                            |  |                                       |  |  |  |   |         |         |                                     |   |  |                                  |                                 |   |                                 |   |
|     | Sub Total   |            | 0                          | 0  | 0                                     | 0  | 0  | 0.0000   | 0   | 0       | 0       | 0.0000                              | 0   | 0.0000   | 0                                | 0.0000                          | 0   | 0.0000                          | 0   |
|     | Total Shareholding of Promoter and Promoter Group (A)=(A)(1)+(A)(2) |            | 7                          | 1418120                                      | 0                                     | 0  | 1418120                                    | 74.6387  | 1418120   | 0       | 1418120 | 74.6387                             | 0   | 74.6387  | 0                                | 0.0000                          | 0   | 0.0000                          | 1418120   |

Table III - Statement Showing shareholding pattern of the Public shareholder as on 31/12/2018

| Particulars of the Equity Shareholders as on 31/12/2019 |   |            |                            |  |                                       |  |  |  |   |         |        |                                     |   |  |                                  |        |   |                                 |   |                          |  |
|---|---|------------|----------------------------|--|---------------------------------------|--|--|--|---|---------|--------|-------------------------------------|---|--|----------------------------------|--------|---|---------------------------------|---|--------------------------|--|
|   | Category & Name of the Shareholders (I)   | PAN (II)   | Nos. of shareholders (III) | No. of fully paid up equity shares held (IV) | Partly paid up equity shares held (V) | Nos. of shares underlying Depository Receipts (VI) | Total nos. shares held (VII)=(IV)+(V)+(VI) | Shareholding % calculated as per SCRR, 1957) As a % of (A+B+C2) (VIII) | Number of Voting Rights held in each class of securities (IX) |         |        |                                     | No of shares Underlying outstanding convertible securities (including Warrants) (X) | Shareholding as a % assuming full conversion of convertible securities (as a percentage of diluted share capital) (XI)=(VII)+(X) As a % of A+B+C2) | Number of Locked in shares (XII) |        | Number of shares pledged or otherwise encumbered (XIII) |                                 | Number of equity shares held in dematerialized form (XIV) |                          |  |
|   |   |            |                            |  |                                       |  |  |  | No of Voting Rights   |         |        | Total as a % of Total Voting rights |   |  |                                  |        | No. (a)   | As a % of total shares held (b) |   | No. (Not applicable) (a) | As a % of total shares held (Not applicable) (b) |
|   |   |            |                            |  |                                       |  |  |  | Class x   | Class y | Total  |                                     |   |  |                                  |        |   |                                 |   |                          |  |
| (1)   | Institutions  |            |                            |  |                                       |  |  |  |   |         |        |                                     |   |  |                                  |        |   |                                 |   |                          |  |
| (a)   | Mutual Funds / UTI  |            |                            |  |                                       |  |  |  |   |         |        |                                     |   |  |                                  |        |   |                                 |   |                          |  |
| (b)   | Venture Capital Funds   |            |                            |  |                                       |  |  |  |   |         |        |                                     |   |  |                                  |        |   |                                 |   |                          |  |
| (c)   | Alternate Investment Funds  |            |                            |  |                                       |  |  |  |   |         |        |                                     |   |  |                                  |        |   |                                 |   |                          |  |
| (d)   | Foreign Venture Capital Investors   |            |                            |  |                                       |  |  |  |   |         |        |                                     |   |  |                                  |        |   |                                 |   |                          |  |
| (e)   | Foreign Portfolio Investors   |            |                            |  |                                       |  |  |  |   |         |        |                                     |   |  |                                  |        |   |                                 |   |                          |  |
| (f)   | Financial Institutions / Banks  |            |                            |  |                                       |  |  |  |   |         |        |                                     |   |  |                                  |        |   |                                 |   |                          |  |
| (g)   | Insurance Companies   |            |                            |  |                                       |  |  |  |   |         |        |                                     |   |  |                                  |        |   |                                 |   |                          |  |
| (h)   | Provident Funds / Pension Funds   |            |                            |  |                                       |  |  |  |   |         |        |                                     |   |  |                                  |        |   |                                 |   |                          |  |
| (i)   | Any Other (specify)   |            |                            |  |                                       |  |  |  |   |         |        |                                     |   |  |                                  |        |   |                                 |   |                          |  |
|   | Sub Total   |            | 0                          | 0  | 0                                     | 0  | 0  | 0.0000   | 0   | 0       | 0      | 0.0000                              | 0   | 0.0000   | 0                                | 0.0000 | NA  |                                 | 0   |                          |  |
| (2)   | Central Government / State Government(s) / President of India                     |            |                            |  |                                       |  |  |  |   |         |        |                                     |   |  |                                  |        |   |                                 |   |                          |  |
| (3)   | Non-Institutions  |            |                            |  |                                       |  |  |  |   |         |        |                                     |   |  |                                  |        |   |                                 |   |                          |  |
| (a)   | Individuals-  |            |                            |  |                                       |  |  |  |   |         |        |                                     |   |  |                                  |        |   |                                 |   |                          |  |
|   | i. Individual shareholders holding nominal share capital upto Rs.2 lakhs          |            | 55                         | 12020  | 0                                     | 0  | 12020                                      | 0.6326   | 12020   | 0       | 12020  | 0.6326                              | 0   | 0.6326   | 0                                | 0.0000 | NA  |                                 | 0   |                          |  |
|   | ii. Individual shareholders holding nominal share capital in excess of Rs.2 lakhs |            | 4                          | 171500                                       | 0                                     | 0  | 171500                                     | 9.0264   | 171500  | 0       | 171500 | 9.0264                              | 0   | 9.0264   | 0                                | 0.0000 | NA  |                                 | 171500  |                          |  |
|   | SANJAY SINGH  | 18794-S/CA | 1                          | 49500  | 0                                     | 0  | 49500                                      | 2.6053   | 49500   | 0       | 49500  | 2.6053                              | 0   | 2.6053   | 0                                | 0.0000 | NA  |                                 | 49500   |                          |  |
|   | BABOO SHAHEB JHA  |            | 1                          | 48500  | 0                                     | 0  | 48500                                      | 2.5527   | 48500   | 0       | 48500  | 2.5527                              | 0   | 2.5527   | 0                                | 0.0000 | NA  |                                 | 48500   |                          |  |
|   | KAMAL KISHORE CHOUBEY   | 1217-C/CAL | 1                          | 40000  | 0                                     | 0  | 40000                                      | 2.1053   | 40000   | 0       | 40000  | 2.1053                              | 0   | 2.1053   | 0                                | 0.0000 | NA  |                                 | 40000   |                          |  |
|   | SHEILA SRIVASTAV  |            | 1                          | 33500  | 0                                     | 0  | 33500                                      | 1.7632   | 33500   | 0       | 33500  | 1.7632                              | 0   | 1.7632   | 0                                | 0.0000 | NA  |                                 | 33500   |                          |  |
| (b)   | NBFCs registered with RBI   |            |                            |  |                                       |  |  |  |   |         |        |                                     |   |  |                                  |        |   |                                 |   |                          |  |
| (c)   | Employee Trusts   |            |                            |  |                                       |  |  |  |   |         |        |                                     |   |  |                                  |        |   |                                 |   |                          |  |
| (d)   | Overseas Depositories (holding DRs) (balancing figure)                            |            |                            |  |                                       |  |  |  |   |         |        |                                     |   |  |                                  |        |   |                                 |   |                          |  |
| (e)   | Any Other (specify)   |            |                            |  |                                       |  |  |  |   |         |        |                                     |   |  |                                  |        |   |                                 |   |                          |  |
|   | Bodies Corporate  |            | 2                          | 298340                                       | 0                                     | 0  | 298340                                     | 15.7023  | 298340  | 0       | 298340 | 15.7023                             | 0   | 15.7023  | 0                                | 0.0000 | NA  |                                 | 0   |                          |  |

| ABHA PROPERTY PROJECT LTD.  |            |                            |  |                                       |  |  |  |   |         |        |                                     |   |  |                                  |                                 |   |  |   |  |
|---|------------|----------------------------|--|---------------------------------------|--|--|--|---|---------|--------|-------------------------------------|---|--|----------------------------------|---------------------------------|---|--|---|--|
| Table III - Statement Showing shareholding pattern of the Public shareholder as on 31/12/2018 |            |                            |  |                                       |  |  |  |   |         |        |                                     |   |  |                                  |                                 |   |  |   |  |
| Category & Name of the Shareholders (I)   | PAN (II)   | Nos. of shareholders (III) | No. of fully paid up equity shares held (IV) | Partly paid up equity shares held (V) | Nos. of shares underlying Depository Receipts (VI) | Total nos. shares held (VII)=(IV)+(V)+(VI) | Shareholding % calculated as per SCRR, 1957) As a % of (A+B+C2) (VIII) | Number of Voting Rights held in each class of securities (IX) |         |        |                                     | No of shares Underlying outstanding convertible securities (including Warrants) (X) | Shareholding as a % assuming full conversion of convertible securities (as a percentage of diluted share capital) (XI)=(VII)+(X) As a % of A+B+C2) | Number of Locked in shares (XII) |                                 | Number of shares pledged or otherwise encumbered (XIII) |  | Number of equity shares held in dematerialized form (XIV) |  |
|   |            |                            |  |                                       |  |  |  | No of Voting Rights   |         |        | Total as a % of Total Voting rights |   |  | No. (a)                          | As a % of total shares held (b) | No. (Not applicable) (a)                                | As a % of total shares held (Not applicable) (b) |   |  |
|   |            |                            |  |                                       |  |  |  | Class x   | Class y | Total  |                                     |   |  |                                  |                                 |   |  |   |  |
| TIRUPATI MANSION PVT LTD  | AACCT8171G | 1                          | 178000                                       | 0                                     | 0  | 178000                                     | 9.3685   | 178000  | 0       | 178000 | 9.3685                              | 0   | 9.3685   | 0                                | 0.0000                          | NA  |  | 0   |  |
| ORCHID MERCHANTS PVT LTD  | AAACO9910C | 1                          | 120340                                       | 0                                     | 0  | 120340                                     | 6.3338   | 120340  | 0       | 120340 | 6.3338                              | 0   | 6.3338   | 0                                | 0.0000                          | NA  |  | 0   |  |
| Sub Total   |            | 61                         | 481860                                       | 0                                     | 0  | 481860                                     | 25.3613  | 481860  | 0       | 481860 | 25.3613                             | 0   | 25.3613  | 0                                | 0.0000                          | NA  |  | 171500  |  |
| Total Public Shareholding (B)=(B)(1)+(B)(2)+(B)(3)  |            | 61                         | 481860                                       | 0                                     | 0  | 481860                                     | 25.3613  | 481860  | 0       | 481860 | 25.3613                             | 0   | 25.3613  | 0                                | 0.0000                          | NA  |  | 171500  |  |

| ABHA PROPERTY PROJECT LTD.  |  |          |                          |  |                                       |  |  |  |   |         |       |                                     |   |  |                                  |                                 |   |                                 |   |
|---|--|----------|--------------------------|--|---------------------------------------|--|--|--|---|---------|-------|-------------------------------------|---|--|----------------------------------|---------------------------------|---|---------------------------------|---|
| Table Iv - Statement Showing shareholding pattern of the Non Promoter - Non Public shareholder as on 31/12/2018 |  |          |                          |  |                                       |  |  |  |   |         |       |                                     |   |  |                                  |                                 |   |                                 |   |
|   | Category & Name of the Shareholders (I)  | PAN (II) | No of shareholders (III) | No. of fully paid up equity shares held (IV) | Partly paid-up equity shares held (V) | Nos. of shares underlying Depository Receipts (VI) | Total nos. shares held (VII)=(IV)+(V)+(VI) | Shareholding % calculated as per SCRR, 1957) As a % of (A+B+C2) (VIII) | Number of Voting Rights held in each class of securities (IX) |         |       |                                     | No of shares Underlying outstanding convertible securities (including Warrants) (X) | Total Shareholding as a % assuming full conversion of convertible securities (as a percentage of diluted share capital) (XI)=(VII)+(X) As a % of A+B+C2) | Number of Locked in shares (XII) |                                 | Number of shares pledged or otherwise encumbered (XIII) |                                 | Number of equity shares held in dematerialized form (XIV) |
|   |  |          |                          |  |                                       |  |  |  | No of Voting Rights   |         |       | Total as a % of Total Voting rights |   |  | No. (a)                          | As a % of total shares held (b) | No. (a)   | As a % of total shares held (b) |   |
|   |  |          |                          |  |                                       |  |  |  | Class x   | Class y | Total |                                     |   |  |                                  |                                 |   |                                 |   |
| (1)   | Custodian / DR Holder  |          |                          |  |                                       |  |  |  |   |         |       |                                     |   |  |                                  |                                 |   |                                 |   |
| (2)   | Employee Benefit Trust (under SEBI (Share based Employee Benefit) Regulations, 2014) |          |                          |  |                                       |  |  |  |   |         |       |                                     |   |  |                                  |                                 |   |                                 |   |
|   | Total Non Promoter - Non Public Shareholding (C)=(C)(1)+(C)(2)                       |          | 0                        | 0  | 0                                     | 0  | 0  | 0.0000   | 0   | 0       | 0     | 0.0000                              | 0   | 0.0000   | 0                                | 0.0000                          | NA  | NA                              | 0   |